

GENERAL FEATURES

- **Long Service Life** - Thick plate design and efficient gas recombination yield a service life expectancy of up to 10 years in standby mode.
- **Low Internal Resistance** - Superb high-rate discharge characteristics ensure reliable performance in UPS and Telecom applications.
- **Maintenance-Free, Non-Spillable** - Proven VRLA technology guarantees safe operation without maintenance and 'non-restricted article' status for transportation.
- **Low Self-Discharge** - Lead-calcium alloy grids and use of high purity lead account for superior shelf-life characteristics permitting storage for extended periods of time.
- **Designed-In Reliability** - Cutting-edge manufacturing and process control combined with meticulous quality assurance procedures guarantee consistent and dependable performance.

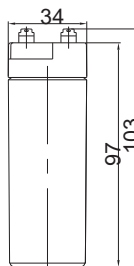
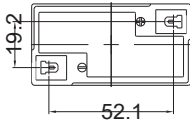
PERFORMANCE SPECIFICATIONS

Nominal Voltage	6V(3 cells)	
Design Floating Life @25°C	12 Years	
Nominal Capacity @25°C	20 hour rate 0.14A to 5.4V	2.8Ah
	10 hour rate 0.263A to 5.4V	2.63Ah
	5 hour rate 0.501A to 5.1V	2.505Ah
	3 hour rate 0.756A to 4.95V	2.268Ah
	1 hour rate 1.786A to 4.80V	1.786Ah
Internal Resistance	Full Charged Battery@25°C	<32mΩ
Energy Density (20-hr. rate)	72.14W-h/l	
Specific Energy (20-hr. rate)	31.70W-h/kg	
Shelf Life (nominal capacity at 20°C)	1 Month	97%
	3 Months	91%
	6 Months	83%
Standby Use Charge (Constant Voltage) @25°C	Initial Charging Current Less than 0.84A Voltage 6.85 - 6.94V	
	Cycle Use Charge (Constant Voltage) @25°C	
Operating Temperature Range	Charge	0°C to 50°C
	Discharge	-20°C to 60°C

GENERAL FEATURES mm

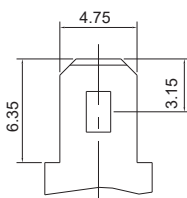
Unit: mm

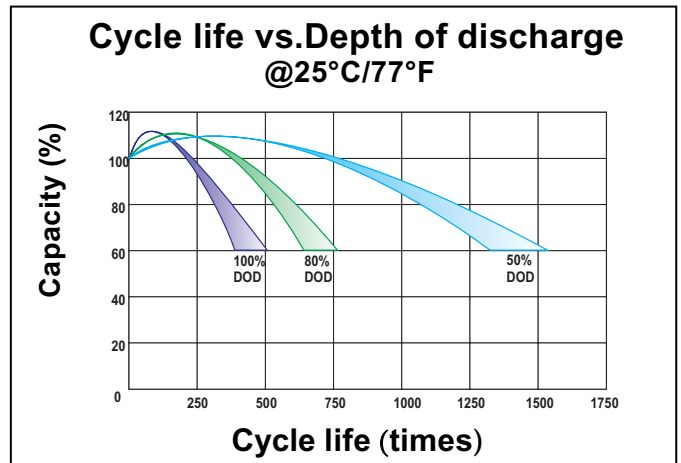
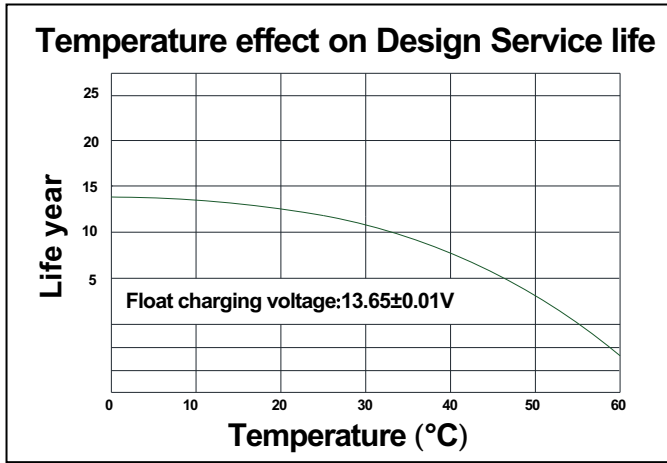
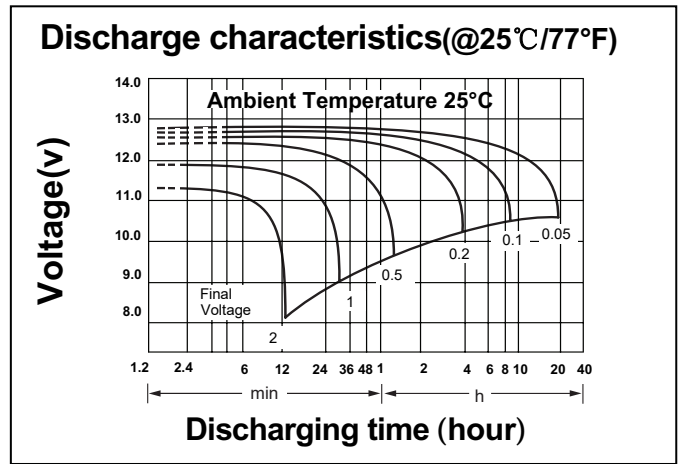
Length	66.5±1
Width	34.0±1
Height	97±1
Total Height	103±1
Weight(kg)	0.53±3%



TERMINALS mm

F1 Terminal





CONSTANT CURRENT DISCHARGE RATINGS (Amperes at 25°C)

F.V./Time	5MIN	10MIN	15MIN	30MIN	1HR	2HR	3HR	4HR	5HR	8HR	10HR	20HR
1.60V	11.10	7.240	5.341	3.091	1.786	1.054	0.766	0.610	0.515	0.344	0.280	0.146
1.65V	10.70	7.024	5.201	3.023	1.753	1.038	0.756	0.602	0.509	0.341	0.278	0.145
1.70V	10.18	6.741	5.017	2.933	1.709	1.018	0.742	0.592	0.501	0.336	0.274	0.143
1.75V	9.508	6.375	4.778	2.816	1.651	0.991	0.724	0.579	0.491	0.330	0.269	0.141
1.80V	8.663	5.907	4.470	2.664	1.576	0.955	0.701	0.561	0.477	0.322	0.263	0.138